


CDWA


Wall fans

Physical specification

All measurements in millimetres.

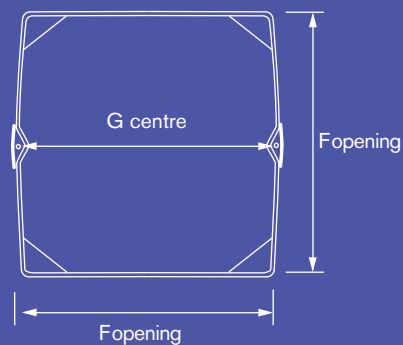


Front



Side

Ducting



Back

	6"	9"	12"
A	272	342	420
B	269	342	420
C min	200	200	200
C max	380	380	380
D	30	31	32
E	28	28	40
F	260	330	410
G	238	310	391

Weight:	CD6WA	CD9WA	CD12WA
	3.85 kg	5.5 kg	8.1 kg

Features

- Models include screw holes to allow easy fix of fan to duct and one person fix
- Calibration at 10mm intervals on wall duct to aid cutting to correct length
- Thermoactuated backdraught shutters ensures silent operation and positive closure when fan is off
- Reversible supply or extract, variable speed operation
- Suitable for installation into walls up to 380mm
- 6", 9" and 12" models available
- Choice of controllers, remote and integral sensors
- Low noise levels

Controls

Model	Operation
CD6WA	6" wall kit
CD9WA	9" wall kit
CD12WA	12" wall kit
RC4	Switch controller with on/off, forward reverse, variable speed and auto/manual functions

Installation

Wiring: Must comply with IEE Regulations, see wiring diagrams on page 130.

Cable: 1mm² Ø max or min.

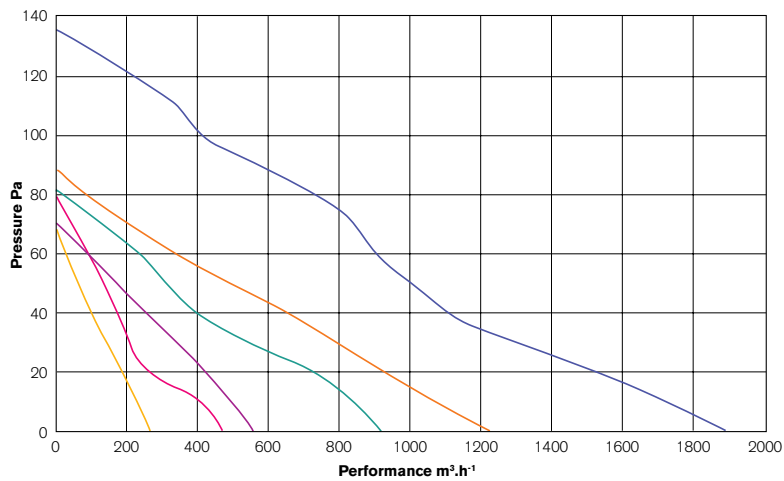
Fuse: 3 amp (when fan is supplied from a 6A lighting circuit no local fuse is required).



Performance

Model	Performance to BS 848 Pt1 in free air (m ³ .h ⁻¹)		Sound Pressure level @ 3m dB(A)		Consumption (W)	
	Boost	Eco	Boost	Eco	Boost	Eco
CD6WA	445	245	45	27	38	20
CD9WA	918	820	49	46	50	37
CD12WA	1820	1341	51	45	100	70

Note: figures are extract only.



CD6 Extract — CD9 Extract — CD12 Extract —
 CD6 Supply — CD9 Supply — CD12 Supply —

Electrical Specification: 230V~50Hz Class I
Consumption:

CD6WA	Boost 38W	Eco 20 W
CD9WA	Boost 50W	Eco 37 W
CD12WA	Boost 100W	Eco 70 W

Specification



2 YEAR GUARANTEE



Ancillaries

Eco switch



RC4 Remote switch – on/off, forward/reverse, variable speed, eco/boost, auto/manual.

Remote sensor options:

HHR Remote humidity sensor.

AQR Remote air quality sensor.

PIRR Remote PIR sensor.

THR Remote temperature sensor.

TAR Remote overrun timer.

Integral sensor options

HH6/HH9/HH12 Integral humidistat.

AQ6/AQ9/AQ12 Integral air quality sensor.

PIR6/PIR9/PIR12 Integral PIR sensor.

TH6/TH9/TH12 Integral temperature sensor.

TA6/TA9/TA12 Integral overrun timer.

EFR Extended fixing rods.